



# Activity Packet

A collection of resources aligned to the theme of Culture



Culture includes the beliefs, way of life, art, and customs that are shared and accepted by people in a particular group. The books and activities featured here are all about cultural practices.

## This packet includes a:

- Culture classroom activity
- Culture home activity
- Culture recommended booklist

We recommend you print and copy the home activity and recommended booklist pages to send home to extend Rally to Read 100 and encourage continuous learning!

For more reading fun, visit [RallytoRead.org](https://RallytoRead.org).



### Our Culture

- This activity is appropriate for independent work, pairs, or small group work collaboration.
- Adjust the activity according to the needs of your individual students by assigning specific contributions (e.g., drawing, labeling, coloring, explaining).

### Steps

1. Use the provided table to discuss looking at the many cultures of our lives in many different parts of our world.
2. Have students work individually or in pairs or small groups.
3. Have the individual students or pairs/groups of students discuss these different cultures, then fill in two characteristics of that culture (e.g., culture of your classroom or school).



# Our Culture

Fill in two items for each category.

<p>Family/Home:</p> <p>1. _____</p> <p>_____</p> <p>_____</p> <p>2. _____</p> <p>_____</p> <p>_____</p>	<p>Classroom/School:</p> <p>1. _____</p> <p>_____</p> <p>_____</p> <p>2. _____</p> <p>_____</p> <p>_____</p>	<p>Neighborhood:</p> <p>1. _____</p> <p>_____</p> <p>_____</p> <p>2. _____</p> <p>_____</p> <p>_____</p>
<p>Sports/Activity:</p> <p>1. _____</p> <p>_____</p> <p>_____</p> <p>2. _____</p> <p>_____</p> <p>_____</p>	<p>Religious/Spiritual:</p> <p>1. _____</p> <p>_____</p> <p>_____</p> <p>2. _____</p> <p>_____</p> <p>_____</p>	<p>Other:</p> <p>1. _____</p> <p>_____</p> <p>_____</p> <p>2. _____</p> <p>_____</p> <p>_____</p>



# Theme: Culture | Home Activity

Our class is learning about culture with literacy resources from Reading Is Fundamental. Complete this activity with your child to help deepen their understanding of culture.

## My Cultural Heritage Crest


- This activity involves talking with your child about your family heritage to design a crest. This could also involve having a grandparent, aunt, uncle, or close family friend talk with your child to answer the questions below.
- If you are uncomfortable exploring your family heritage with your child or if you don't know much about your family history and heritage, help your child research a famous person (a scientist, an astronaut, an actor, etc.) for information on their cultural heritage.
- Use the answers from the questions below and think about symbols/images to design a crest on the provided template.

### Questions

1. From what country or nation did my family originate? And from what region or city from that country?  
\_\_\_\_\_
2. What language(s) was spoken in my family's home in that country?  
\_\_\_\_\_
3. What religion was followed in my family's home in that country?  
\_\_\_\_\_
4. Were there any clothing traditions specific to my ancestors' country or religion?  
\_\_\_\_\_
5. What food(s) are traditional to my family's home country or religion?  
\_\_\_\_\_
6. What sports(s) are traditional to my family's home country?  
\_\_\_\_\_
7. Are there any music and dance traditions specific to my family's heritage?  
\_\_\_\_\_
8. Are there any specific holidays or celebrations specific to my family's heritage?  
\_\_\_\_\_

## Family Crest


A crest, or coat of arms, is the arrangement of symbols, colors, shapes, and/or objects in different places on the shield. It is used to identify individuals or families, like yours! Use the answers from the questions with your family members to think about symbols/images to design a crest on the template below.




**Reading**  
Is Fundamental  
until every child reads

**Reading Is Fundamental** has curated a list of books to help children further explore the theme of culture. Use this recommended book list to help your students/children continue their discovery about this topic in school and at home. For additional activities for the books listed, please visit [RIF.org/Literacy-Central/Collections/Rally-Read-Culture-Collection](http://RIF.org/Literacy-Central/Collections/Rally-Read-Culture-Collection).


View read-alouds of titles in blue on [RallytoRead.org](http://RallytoRead.org) this month.




**Nesting Dolls**  
Author & Illustrator:  
Vanessa Brantley-Newton  
Grades: PK-3




**In the Barrio**  
Author: Alma Flor Ada  
Illustrator: Liliana Wilson Grez  
Grades: PK-2



**A World of Homes**  
Author: Amy Baker  
Grades: K-2



**Celebrate! Connections Among Cultures**  
Author & Illustrator:  
Jan Reynolds  
Grades: 2-4




**Fiona's Lace**  
Author & Illustrator:  
Patricia Polacco  
Grades: 2-5




**Amazing Faces**  
Author: Lee Bennett Hopkins  
Illustrator: Chris Soentpiet  
Grades: 3-5



**Many Nations**  
Author: Joseph Bruchac  
Illustrator: Robert F. Goetzl  
Grades: 1-3



**Drumbeat in Our Feet**  
Authors: Patricia A. Keeler  
& Júlio Leitão  
Illustrator: Patricia A. Keeler  
Grades: 3-5



**Grandma's Gift**  
Author & Illustrator:  
Eric Velasquez  
Grades: 2-5



**Eyes that Kiss in the Corners**  
Author: Joanna Ho  
Illustrator: Dung Ho  
Grades: PK-3

**BARNES & NOBLE**

Storytime Pick



**There Was a Party for Langston**  
Author: Jason Reynolds  
Illustrators: Jerome & Jarrett Pumphrey  
Grades: PK-3

**Discussion questions for any recommend book listed above:**

1. What makes culture a part of all our personal, school, and community lives?
2. How do the people in this book help and support each other's cultures?
3. Why is important to honor the culture of other people?
4. What would the main character's experience have been like without support from their own family?
5. How is the culture portrayed in the book similar to and different than your own?